

SARTHAK INDUSTRIES LIMITED

CIN: L99999MH1982PLC136834

Regd. Office: ROOM NO. 4, ANNA BHUVAN, 3RD FLOOR, 87C DEVJI RATANSI MARG, DANA BUNDER, MUMBAI, (Maharashtra)
400009, Phone: 022 23486740, Email: sarthakindustries@yahoo.in, website: www.sarthakindustries.com

13th November, 2021

To,
The BSE Limited
25th Floor, Phiroze Jeejeebhoy Towers,
Dalal Street, Fort,
Mumbai-400 001

**Sub: Un-audited Financial Results for the Quarter ended 30th September, 2021 with
Limited Review Report.**

Dear Sir/ Madam,

Please find attached the copy of the Un-audited Financial Results for the Quarter and Half year ended 30th September, 2021 with Limited Review Report. The results were approved and taken on records by the Board of Directors of the Company at their meeting held on 13th November, 2021.


The Board Meeting commenced at 3.30 pm and concluded at 4.30 pm.

You are requested to take the same on your records and oblige.

Thanking You,

Yours Sincerely,

Thanking You,
For Sarthak Industries Limited


Riya Bhandari
Company Secretary





SARTHAK INDUSTRIES LIMITED

Regd. Office: Room No. 4, Anna Bhuvan, 3rd Floor, 87C Devji Ratansi Marg,
Dana Bunder, MUMBAI - 400009. Phone : 022-23480110



(As ISO 9001 Company)

Unaudited Financial Results for the quarter and half year ended 30th September, 2021


S. No.	Particulars (Refer Notes Below)	Quarter ended			Half Year ended		(Rs. in lacs)
		30.09.2021	30.06.2021	30.09.2020	30.09.2021	30.09.2020	Year ended 31.03.2021
		Unaudited	Unaudited	Unaudited	Audited	Unaudited	Audited
1	Income from operations						
	(a) Revenue From Operations	4382.41	4184.34	4028.38	8566.75	5848.15	13354.29
	(b) Other Income	43.40	45.11	40.09	88.51	84.57	176.86
	Total Revenue	4425.81	4229.45	4068.47	8655.26	5932.72	13531.15
2	Expenses						
	a) Cost of materials consumed	383.21	253.10	229.81	636.31	570.36	1567.23
	b) Purchase of stock in trade	3389.39	3778.02	3715.96	7167.41	5044.99	10871.86
	c) Changes in inventories of finished goods, work in progress & stock in trade	372.66	(196.07)	(362.37)	176.59	(362.16)	(308.83)
	d) Employee benefit expense	67.35	52.49	63.90	119.84	105.87	260.10
	e) Finance Costs	24.62	20.28	20.05	44.90	39.76	91.92
	f) Depreciation & Amortisation Expense	18.19	15.81	14.28	34.00	27.71	66.36
	g) Other Expenditure	112.25	202.16	249.90	314.41	329.65	688.49
	Total Expenses (a) to (g)	4367.67	4125.79	3931.53	8493.46	5756.18	13237.13
3	Profit/(Loss) before exceptional items and tax (1-2)	58.14	103.66	136.94	161.80	176.54	294.02
4	Exceptional items (net)	-	-	-	-	-	-
5	Profit/(Loss) Before extraordinary items and tax (3-4)	58.14	103.66	136.94	161.80	176.54	294.02
6	Extraordinary items	-	-	-	-	-	-
7	Profit/(Loss) Before tax (5-6)	58.14	103.66	136.94	161.80	176.54	294.02
8	Tax Expense						
	- Current Tax	16.68	32.41	34.89	49.09	46.60	85.37
	- Deferred Tax	0.26	(1.59)	3.59	(1.33)	3.08	(0.57)
	- Income Tax for earlier years	-	-	-	-	-	(0.02)
9	Net Profit/(Loss) after tax (7-8)	41.20	72.84	98.46	114.04	126.86	209.24
10	Other comprehensive income						
	A. (i) Items that will not be reclassified to Profit or Loss	(34.72)	58.94	(149.78)	24.22	121.11	109.78
	(ii) Income Tax relating to items that will not be reclassified to Profit or Loss	3.82	(6.44)	16.67	(2.62)	(13.48)	(13.53)
	B. (i) Items that will be reclassified to Profit or Loss	-	-	-	-	-	-
	(ii) Income Tax relating to items that will be reclassified to Profit or Loss	-	-	-	-	-	-
		(30.90)	52.50	(133.11)	21.60	107.63	96.25
11	Total Comprehensive Income for the Period (9+10)	10.30	125.34	(34.65)	135.64	234.49	305.49
12	Paid up equity share capital (FV of Rs. 10/- each)	696.89	696.89	696.89	696.89	696.89	696.89
13	Reserves excluding revaluation Reserves						3063.70
14	Earnings per share (in Rs.)						
	(a) Basic (not annualised)	0.59	1.05	1.41	1.64	1.82	3.00
	(b) Diluted (not annualised)	0.59	1.05	1.41	1.64	1.82	3.00

Note -


- The above results have been reviewed by the Audit Committee and taken on record by the Board of Directors of the Company at their meeting held on November 13, 2021.
- The statutory auditors of the company have carried out limited review of the financial results for the quarter and half year ended September 30, 2021.
- In view of the Covid-19 pandemic, there have been several restrictions imposed by governments across the globe on the travel, goods movement and transportation considering public health and safety measures. The Company is primarily engaged in business of manufacturing of LPG Cylinders and trading of Agri and Non Agri Commodities. This COVID-19 pandemic has impacted the operations of the Company during the quarter and half year ended September 30, 2021, based on the facts and circumstances existing as of that date, the Company does not anticipate any material uncertainties which affects its liquidity position and also ability to continue as a going concern. However, the impact assessment of Covid-19 is a continuing process given the uncertainties associated with its nature and duration. The management will continue to closely monitor the evolving situation and assess its impact on the business of the Company.
- Previous period/year figures have been regrouped/recasted wherever necessary.
- The above financial results are available on Company's website www.sarthakindustries.com and also on the website of BSE.

Dated : November 13, 2021
Place : Indore

For SARTHAK INDUSTRIES LIMITED




Y. M. SHARMA
WHOLE TIME DIRECTOR
DIN: 03644480





SARTHAK INDUSTRIES LIMITED

Regd. Office: Room No. 4, Anna Bhuvan, 3rd Floor, 87C Devji Ratansi Marg,
Dana Bunder, MUMBAI - 400009. Phone : 022-23480110



(As ISO 9001 Company)

Segment wise Revenue, Results, Assets and Liabilities (for the quarter ended 30th September, 2021)



(Rs. in lacs)

S. No.	Particulars	Quarter Ended			Half Year ended		Year ended
		30.09.2021	30.06.2021	30.09.2020	30.09.2021	30.09.2020	31.03.2021
		Unaudited	Unaudited	Unaudited	Unaudited	Unaudited	Audited
1	Segment Revenue (Sales/ Income)						
a.	Cylinders Business	636.76	119.34	272.39	756.10	647.25	2013.35
b.	Trading Business	3755.86	4073.45	3765.25	7829.31	5224.69	11381.82
c.	Unallocated-Others	33.19	36.66	30.83	69.85	60.78	135.98
	Sales / Income from Operations	4425.81	4229.45	4068.47	8655.26	5932.72	13531.15
2	Segment Results (Profit (+)/ Loss (-) before Tax and Interest)						
a.	Cylinders Business	1.56	1.93	27.90	3.49	18.24	15.08
b.	Trading Business	67.40	109.42	100.21	176.82	163.51	316.41
c.	Unallocated-Others	13.80	12.59	28.88	26.39	34.55	54.45
	Total	82.76	123.94	156.99	206.70	216.30	385.94
	Less :-						
i)	Finance Cost	24.62	20.28	20.05	44.90	39.76	91.92
ii)	Other Un-allocable expenditure net off	0.00	0.00	0.00	0.00	0.00	0.00
iii)	Un-allocable income	0.00	0.00	0.00	0.00	0.00	0.00
	Total Profit before Tax	58.14	103.66	136.94	161.80	176.54	294.02
3	Segment Assets						
a.	Cylinders Business	1428.47	1521.72	1345.50	1428.47	1345.50	1316.21
b.	Trading Business	2400.13	3070.13	2483.44	2400.13	2483.44	2975.91
c.	Unallocated-Others	3252.08	2834.52	2352.09	3252.08	2352.09	2700.62
	Total	7080.68	7426.37	6181.03	7080.68	6181.03	6992.74
4	Segment Liabilities						
a.	Cylinders Business	407.18	485.40	390.26	407.18	390.26	690.73
b.	Trading Business	1744.51	1992.33	898.33	1744.51	898.33	1469.30
c.	Unallocated-Others	1032.76	1062.74	1202.82	1032.76	1202.82	1072.12
	Total	3184.45	3540.47	2491.41	3184.45	2491.41	3232.15

Note -

1 Previous period/year figures have been regrouped/recasted wherever necessary.

For SARTHAK INDUSTRIES LIMITED



Y. M. SHARMA
 WHOLE TIME DIRECTOR*
 DIN: 03644480

Dated : November 13, 2021

Place: Indore



SARTHAK INDUSTRIES LIMITED

214, Trade Centre, 18, South Tukoganj, Indore-452 001 (M.P.) India
Telefax : 0731-2527949. E-mail : sarthakindustries@yahoo.in




(An ISO 9001 Company)

CIN - L99999 MH 1982 PLC 136834

STATEMENT OF ASSETS AND LIABILITIES (Rs. in lacs)


Particulars	Year ended 30.09.2021 (Unaudited)	Year ended 31.03.2021 (Audited)
A ASSETS		
1 NON-CURRENT ASSETS		
(a) Property, plant and equipment	392.62	349.38
(b) Right-of-use assets	1.89	1.94
(c) Capital work-in-progress	149.38	149.38
(d) Other Intangible Assets	0.52	0.67
(e) Financial assets		
(i) - Investments	339.01	314.35
(ii) - Loans	55.83	55.83
(ii) - Other financial assets	13.00	13.05
Total non-current financial assets	407.84	383.23
(f) Deferred tax assets (net)	3.04	4.31
(g) Other non-current assets	1,522.48	1,176.45
Total non-current assets	2,477.77	2,065.36
2 CURRENT ASSETS		
(a) Inventories	822.17	935.64
(b) Financial assets		
(i) - Trade receivables	1,739.16	1,375.80
(ii) - Cash and cash equivalents	97.12	86.49
(iii) - Bank balances other than cash and cash equivalents	333.21	281.20
(iv) - Loans	1,005.38	972.55
(v) - Other financial assets	45.92	51.37
Total current financial assets	3,220.79	2,767.41
(c) Other current assets	559.96	1,224.33
Total current assets	4,602.92	4,927.38
3 Non current assets held for sale	-	-
TOTAL ASSETS	7,080.69	6,992.74
B EQUITY AND LIABILITIES		
1 EQUITY		
Equity attributable to owners of parent		
(a) Equity share capital	696.89	696.89
(b) Other equity	3,199.34	3,063.70
Total equity	3,896.23	3,760.59





SARTHAK INDUSTRIES LIMITED

214, Trade Centre, 18, South Tukoganj, Indore-452 001 (M.P.) India
Telefax : 0731-2527949. E-mail : sarthakindustries@yahoo.in



(An ISO 9001 Company)

CIN - L99999 MH 1982 PLC 136834

LIABILITIES		
2	NON-CURRENT LIABILITIES	
(a)	Financial liabilities	
(i)	- Borrowings	92.01
	Total non-current financial liabilities	92.01
(b)	Provisions	3.49
	Total non-current liabilities	95.50
3	CURRENT LIABILITIES	
(a)	Financial liabilities	
(i)	- Trade payables, current	1,716.50
(ii)	- Other financial liabilities	451.42
	Total current financial liabilities	2,167.92
(b)	Other current liabilities	803.23
(c)	Provisions	1.70
(d)	Current tax liabilities (Net)	116.11
	Total current liabilities	3,088.96
3	Liabilities directly associated with assets in disposal group	-
	Regulatory deferral account credit balances and related	-
4	deferred tax liability	-
	Total liabilities	3,184.46
	TOTAL EQUITY AND LIABILITIES	7,080.69

Note -

1 Previous period/year figures have been regrouped/recasted wherever necessary.

Dated : November 13, 2021

Place : Indore


For and Behalf of Board of Directors

Y. M. SHARMA
WHOLE TIME DIRECTOR
DIN: 03644480



SARTHAK INDUSTRIES LIMITED

214, Trade Centre, 18, South Tukoganj, Indore-452 001 (M.P.) India
Telefax : 0731-2527949. E-mail : sarthakindustries@yahoo.in



CIN - L99999 MH 1982 PLC 136834

(An ISO 9001 Company)

CASH FLOW STATEMENT FOR HALF YEAR ENDED 30TH SEPTEMBER, 2021

Particulars	(Amount Rs. in laes)	
	Half Year ended 30.09.2021 (Unaudited)	Year ended 31.03.2021 (Audited)
A Cash flow from Operating activities		
a. Net Profit/ (Loss) before Tax & Exceptional item	161.80	294.02
Adjustment for :		
Depreciation	34.00	66.36
Finance costs	44.90	91.92
Interest Received	(69.85)	(123.53)
Depreciation reversed due to receipt of capital subsidy	0.00	(11.44)
Provision for doubtful debts written back	0.09	(4.41)
Ind AS Impact of Remeasurment Directly considered in OCI	(0.44)	(2.86)
Unrealised (gain)/loss on foreign currency exchange rate	8.43	(11.35)
b. Operating profit/(loss) before working capital changes	178.93	298.71
Adjustment for :		
Trade and Other receivables	277.56	335.06
Inventories	113.46	(267.84)
Trade and other payables	(152.88)	518.80
c. Cash generated from Operations	417.07	884.73
Direct Taxes (paid)/Refund	(2.82)	(81.18)
Net Cash Flow from Operating activities	414.25	803.55
B. Cash flow from investing activities		
Purchase of property, plant and equipment	(77.04)	(83.34)
Advance for capital expenses	(346.04)	(979.95)
Capital subsidy received	0.00	38.45
Interest Received	69.52	124.56
Change in Bank balances not considered as cash and cash Equivalent	(52.11)	(7.02)
Net Cash Flow from Investing activities	(405.67)	(907.30)
C. Cash flow from Financing activities		
Proceeds from Borrowings	62.00	55.00
Repayment of Borrowings	(15.05)	(20.33)
Finance costs	(44.90)	(91.92)
Net Cash flow from Financing activities	2.05	(57.25)
D. Net Increase / (Decrease)in Cash and Cash Equivalent	10.63	(161.00)
Cash and Cash Equivalent at the beginning of the year	86.49	247.49
Cash and Cash Equivalent at the end of the year	97.12	86.49
Cash and Cash Equivalent comprises of		
i. Balances with Banks		
in Current Accounts	89.19	81.68
in Deposit Accounts	55.07	5.62
in Current Accounts	34.12	76.06
ii. Cash on hand	7.93	4.81
	97.12	86.49



Note -

1 Previous period/year figures have been regrouped/recasted wherever necessary.

Dated : November 13, 2021

Place : Indore

For SARTHAK INDUSTRIES LIMITED

Y. M. SHARMA

WHOLE TIME DIRECTOR

DIN: 03644480

Regd. Office : No.4, Anna Bhuvan, 3rd Floor, 87C, Devji Ratansi Marg, Dana Bunder, MUMBAI - 400 009. Phone : 022-23486740

Factory : Village - Akolia, Pithampur, Distt. DHAR (M.P.) Mobile : 94254-78455

Website : www.sarthakindustries.com



Limited Review Report on Unaudited Quarterly and year to date Financial Results of the Company Pursuant to the Regulation 33 of the SEBI (Listing Obligations and Disclosure Requirements) Regulations, 2015 as amended.

To,
The Board of Directors
Sarthak Industries Limited

We have reviewed the accompanying statement of Unaudited Financial Results of **Sarthak Industries Limited** ("the Company") for the quarter ended 30th September 2021 and year to date result for the period from April 01, 2021 to September 30, 2021 ("the statement"), being submitted by the Company pursuant to Regulation 33 of SEBI (Listing Obligation and Disclosure Requirements) Regulations, 2015 as amended. This statement is the responsibility of the Company's Management and has been approved by the Board of Directors. Our responsibility is to issue a report on the financial statements based on our review.

We conducted our review of the Statement in accordance with the Standard on Review Engagement (SRE) 2410, 'Review of Interim Financial Information Performed by the Independent Auditor of the Entity', issued by the Institute of Chartered Accountants of India. This standard requires that we plan and perform the review to obtain moderate assurance as to whether the financial statement is free of material misstatement. A review is limited primarily to inquiries of company personnel and analytical procedures applied to financial data and thus provide less assurance than an audit. We have not performed an audit and accordingly, we do not express an audit opinion.

Based on our review conducted as above, nothing has come to our attention that causes us to believe that the accompanying statement of unaudited financial results prepared in accordance with the recognition and measurement principles laid down in applicable Indian Accounting Standard (Ind AS) prescribed under Section 133 of the Companies Act, 2013 read with relevant rules issued there under and other accounting principles generally accepted in India, has not disclosed the information required to be disclosed in terms of Regulation 33 of the SEBI (Listing Obligation and Disclosure Requirements) Regulations 2015 as amended, including the manner in which it is to be disclosed, or that it contains any material misstatement.

For SMAK & Co.
Chartered Accountants
(Firm Reg. No. 020120C)


CA Atishay Khasgiwala
Partner
M. No. 417866



Place: Indore
Date : 13.11.2021
UDIN: 21417866AAAAFS1316