

SARTHAK INDUSTRIES LIMITED

CIN: L99999MH1982PLC136834

Regd. Office: ROOM NO. 4, ANNA BHUVAN, 3RD FLOOR, 87C DEVJI RATANSI MARG, DANA BUNDER, MUMBAI, (Maharashtra)
400009, Phone: 022 23486740, Email: sarthakindustries@yahoo.in, website: www.sarthakindustries.com

30.05.2019

To,
The BSE Limited
25th Floor, Phiroze Jeejeebhoy Towers,
Dalal Street, Fort,
Mumbai-400 001

Dear Sir/ Madam,

Sub: Audited Financial Results for the Quarter and Year ended 31st March, 2019 with Auditor's Report.

Dear Sir/ Madam,

Please find attached the copy of the Audited Financial Results for the Quarter and Year ended 31st March, 2019 with Auditor's Report and Declaration on Un-modified opinion. The results were approved and taken on records by the Board of Directors of the Company at their meeting held on 30th May, 2019.

The Board Meeting commenced at 5.30 pm and concluded at 6.40 pm.

You are requested to take the same on your records and oblige.

Thanking You,

Yours Sincerely,

For Sarthak Industries Limited


Amit Jain
Company Secretary



SARTHAK INDUSTRIES LIMITED

Regd. Office : Room No. 4, Anna Bhuvan, 3rd Floor, 87C Devji Ratansi Marg,
Dana Bunder, MUMBAI - 400009. Phone : 022-23480110



(An ISO 9001 Company)


Audited Financial Results for the quarter and year ended 31st March, 2019

S. No.	Particulars (Refer Notes Below)	(Rs. in lacs)				
		Quarter ended			Year ended	
		31.03.2019	31.12.2018	31.03.2018	31.03.2019	31.03.2018
		Audited	Unaudited	Audited	Audited	Audited
1	Income from operations					
	(a) Revenue From Operations	2690.22	2757.38	2112.30	11195.67	12109.59
	(b) Other Income	39.83	36.01	209.33	144.56	376.35
	Total Revenue	2730.05	2793.39	2321.63	11340.23	12485.94
2	Expenses					
	a) Cost of materials consumed	495.76	677.54	334.12	2200.20	1558.26
	b) Excise Duty	0.00	0.00	0.00	0.00	66.27
	c) Purchase of stock in trade	1986.40	1891.62	1566.42	8403.66	9923.16
	d) Changes in inventories of finished goods, work in progress & stock in trade	(119.81)	40.65	95.63	(390.82)	25.86
	e) Employee benefit expense	99.12	67.00	50.97	278.33	212.51
	f) Finance Costs	46.06	29.42	38.73	160.42	173.79
	g) Depreciation & Amortisation Expense	18.48	18.56	17.72	71.32	65.10
	h) Other Expenditure	180.28	45.52	72.53	498.61	245.50
	Total expenses (a) to (h)	2706.29	2770.31	2176.12	11221.72	12270.45
3	Profit/(Loss) before exceptional items and tax (1-2)	23.76	23.08	145.51	118.51	215.49
4	Exceptional items (net)	-	-	-	-	-
5	Profit/(Loss) Before extraordinary items and tax (3-4)	23.76	23.08	145.51	118.51	215.49
6	Extraordinary items	-	-	-	-	-
7	Profit/(Loss) Before tax (5-6)	23.76	23.08	145.51	118.51	215.49
8	Tax Expense					
	- Current Tax	53.32	9.18	11.63	86.82	44.75
	- Deferred Tax	(4.78)	(0.93)	2.68	(6.62)	0.47
	- Income Tax for earlier years	(6.60)	-	(5.29)	(6.60)	(5.29)
9	Net Profit/(Loss) after tax (7-8)	(18.18)	14.83	136.49	44.91	175.56
10	Other comprehensive income					
	A. (i) Items that will not be reclassified to Profit or Loss	(21.61)	10.34	(28.51)	(8.08)	(8.23)
	(ii) Income Tax relating to items that will not be reclassified to Profit or Loss	2.91	(2.60)	3.05	1.54	2.88
	B. (i) Items that will be reclassified to Profit or Loss	-	-	-	-	0.00
	(ii) Income Tax relating to items that will be reclassified to Profit or Loss	-	-	-	-	0.00
		(18.70)	7.74	(25.46)	(6.54)	(5.35)
11	Total Comprehensive Income for the Period (9+10)	(36.88)	22.57	111.03	38.37	170.21
12	Paid up equity share capital (FV of Rs. 10/- each)	696.89	696.89	696.89	696.89	696.89
13	Reserves excluding revaluation Reserves				2555.42	2517.07
14	Earnings per share (in Rs.)					
	(a) Basic (not annualised)	(0.26)	0.21	1.96	0.64	2.52
	(b) Diluted (not annualised)	(0.26)	0.21	1.96	0.64	2.52

Note -

- The above results have been reviewed by the Audit Committee and taken on record by the Board of Directors of the Company at their meeting held on May 30, 2019.
- The figures of last quarter are the balancing figures between audited figures in respect of the full financial year and the published year to date figures upto the third quarter of the current financial year.
- Ind AS 115 'Revenue from contract with customer', has been notified by Ministry of Corporate Affairs (MCA) on March 28, 2018 is effective from accounting period beginning on or after 01.04.2018, which replace existing revenue recognition requirement. In accordance with the new standard, and on the basis of the Company's contracts with customers its application didn't have any impact on recognition and measurement of revenue and related items in the financial results including the retained earnings as at 1st April, 2018.
- Previous period/year figures have been regrouped/recasted wherever necessary.
- The above financial results are available on Company's website www.sarthakindustries.com and also on the website of BSE.

Dated : 30th May, 2019
Place : Indore



For SARTHAK INDUSTRIES LIMITED

Y.M. SHARMA
WHOLE TIME DIRECTOR
DIN: 03644480



SARTHAK INDUSTRIES LIMITED

Regd. Office : Room No. 4, Anna Bhuvan, 3rd Floor, 87C Devji Ratansi Marg,
Dana Bunder, MUMBAI - 400009. Phone : 022-23480110



(An ISO 9001 Company)

Segment wise Revenue, Results, Assets and Liabilities (for the quarter and year ended 31st March, 2019)


(Rs. in lacs)

S. No.	Particulars	Quarter Ended			Year ended	
		31.03.2019 Audited	31.12.2018 Unaudited	31.03.2018 Audited	31.03.2019 Audited	31.03.2018 Audited
1	Segment Revenue (Sales/ Income)					
a.	Cylinders Business	711.03	849.49	508.18	3044.22	2122.37
b.	Merchant Trading	1979.29	1908.71	1774.62	8152.90	10157.72
c.	Unallocated-Others	39.73	35.19	38.83	143.11	205.85
	Sales / Income from Operations	2730.05	2793.39	2321.63	11340.23	12485.94
2	Segment Results (Profit (+)/ Loss (-) before Tax and Interest)					
a.	Cylinders Business	17.47	26.77	13.01	221.25	122.21
b.	Merchant Trading	37.68	1.02	151.85	47.90	166.22
c.	Unallocated-Others	14.67	24.71	19.38	9.78	100.85
	Total	69.82	52.50	184.24	278.93	389.28
	Less : -					
i)	Finance Cost	46.06	29.42	38.73	160.42	173.79
ii)	Other Un-allocable expenditure net off	0.00	0.00	0.00	0.00	0.00
iii)	Un-allocable income	0.00	0.00	0.00	0.00	0.00
	Total Profit before Tax	23.76	23.08	145.51	118.51	215.49
3	Segment Assets					
a.	Cylinders Business	1216.36	1577.77	1044.09	1216.36	1044.09
b.	Merchant Trading	2426.11	2373.72	1857.15	2426.11	1857.15
c.	Unallocated-Others	4341.62	4536.67	4611.01	4341.62	4611.01
	Total	7984.09	8488.16	7512.25	7984.09	7512.25
4	Segment Liabilities					
a.	Cylinders Business	533.02	1082.72	363.07	533.02	363.07
b.	Merchant Trading	1858.26	2058.05	1332.70	1858.26	1332.70
c.	Unallocated-Others	2340.50	2058.18	2602.53	2340.50	2602.53
	Total	4731.78	5198.95	4298.30	4731.78	4298.30

Note -

1 Previous period/year figures have been regrouped/recasted wherever necessary.

For SARTHAK INDUSTRIES LIMITED



Y. M. SHARMA
WHOLE TIME DIRECTOR
DIN: 03644480

Dated : 30th May, 2019

Place: Indore



SARTHAK INDUSTRIES LIMITED

Regd. Office : Room No. 4, Anna Bhuvan, 3rd Floor, 87C Devji Ratansi Marg,
Dana Bunder, MUMBAI - 400009. Phone : 022-23480110




(An ISO 9001 Company)

STATEMENT OF ASSETS AND LIABILITIES

(Rs. in laacs)

Particulars		Year ended 31.03.2019 (Audited)	Year ended 31.03.2018 (Audited)
A	ASSETS		
1	NON-CURRENT ASSETS		
(a)	Property, plant and equipment	880.93	1,504.07
(b)	Capital work-in-progress	504.35	154.69
(c)	Other Intangible Assets	1.40	0.49
(d)	Financial assets		
(i)	- Investments	279.94	285.83
(ii)	- Loans	201.20	201.17
(ii)	- Other financial assets	13.62	15.18
	Total non-current financial assets	494.76	502.18
(e)	Deferred tax assets (net)	31.48	5.14
(f)	Other non-current assets	41.69	109.94
	Total non-current assets	1,954.61	2,276.51
2	CURRENT ASSETS		
(a)	Inventories	817.84	323.94
(b)	Financial assets		
(i)	- Trade receivables	2,081.90	1,445.04
(ii)	- Cash and cash equivalents	121.51	356.34
(iii)	- Bank balances other than cash and cash equivalents	227.46	147.31
(iv)	- Loans	722.35	638.22
(v)	- Other financial assets	417.85	470.91
	Total current financial assets	3,571.07	3,057.82
(c)	Other current assets	183.25	434.58
	Total current assets	4,572.16	3,816.34
3	Non current assets held for sale	1,457.32	1,397.00
	TOTAL ASSETS	7,984.09	7,489.85
B	EQUITY AND LIABILITIES		
1	EQUITY		
	Equity attributable to owners of parent		
(a)	Equity share capital	696.89	696.89
(b)	Other equity	2,555.42	2,517.07
	Total equity	3,252.31	3,213.96
	LIABILITIES		
2	NON-CURRENT LIABILITIES		
(a)	Financial liabilities		
(i)	- Borrowings	11.37	1,152.75
	Total non-current financial liabilities	11.37	1,152.75
(b)	Provisions	5.63	3.16
	Total non-current liabilities	17.00	1,155.91

For Sarthak Industries Ltd.



[Signature]

Director.



SARTHAK INDUSTRIES LIMITED

Regd. Office : Room No. 4, Anna Bhuvan, 3rd Floor, 87C Devji Ratansi Marg,
Dana Bunder, MUMBAI - 400009. Phone : 022-23480110



(An ISO 9001 Company)


3	CURRENT LIABILITIES		
(a)	Financial liabilities		
	Borrowings, current	267.84	397.84
(i)	- Trade payables, current	2,431.27	1,742.84
(ii)	- Other financial liabilities	356.46	384.92
	Total current financial liabilities	3,055.57	2,525.60
(b)	Other current liabilities	620.92	592.75
(c)	Provisions	2.16	1.63
	Total current liabilities	3,678.65	3,119.98
3	Liabilities directly associated with assets in disposal group	1,036.13	-
	Total liabilities	4,714.78	4,275.89
	TOTAL EQUITY AND LIABILITIES	7,984.09	7,489.85

Note -

- 1 Previous period/year figures have been regrouped/recasted wherever necessary.

Dated : 30th May, 2019

Place : Indore



For and Behalf of Board of Directors

Y. M. SHARMA
WHOLE TIME DIRECTOR
DIN: 03644480



AUDITOR'S REPORT ON FINANCIAL RESULTS OF SARTHAK INDUSTRIES LIMITED PURSUANT TO REGULATION 33 OF THE SEBI (LISTING OBLIGATIONS AND DISCLOSURE REQUIREMENTS) REGULATIONS, 2015.


To,

The Board of Directors,
Sarthak Industries Limited

We have audited annual financial result of Sarthak Industries Limited ('the Company') for the year ended 31st March 2019 ('annual financial results') attached herewith, being submitted by the company pursuant to the requirement of Regulation 33 of the Securities and Exchange Board of India (listing Obligation and Disclosure Requirements) Regulations, 2015 ('Listing Regulations'). Attention is drawn to the fact that the figures for the quarter ended 31st March 2019 and the corresponding quarter ended in the previous year as reported in these annual financial results are the balancing figures between audited figures in respect of full financial year and the audited year-to-date figures up to the end of the third quarter of the relevant financial year.

These annual financial statements have been prepared on the basis of the annual financial statements and reviewed quarterly financial results up to the end of the third quarter, which are responsibility of the Company's management. Our responsibility is to express an opinion on these annual financial statements based on our audit of such annual financial statements, which have been prepared in accordance with the recognition and measurement principle laid down in the Companies (Indian Accounting Standards) Rules, 2015 as per section 133 of the Companies Act, 2013 and other accounting principles generally accepted in India and in compliance with Regulation 33 of the Listing Regulations.

We conducted our audit in accordance with the auditing standards generally accepted in India. Those standards require that we plan and perform the audit to obtain reasonable assurance about whether the financial results are free of material misstatement(s). An audit includes examining, on a test basis, evidence supporting the amounts disclosed as financial results. An audit also includes assessing the accounting principles used and significant estimates made by management. We believe that our audit provides a reasonable basis for our opinion.



Opinion


Based on our audit conducted as above, In our opinion and to the best of our information and according to the explanation given to us, these annual financial results:

- i. are presented in accordance with the requirement of regulation 33 Listing Regulations in this regard; and
- ii. give a true and fair view of the net profit and other comprehensive income and other financial information for the year ended 31 March 2019.

For SMAK & Co.
Chartered Accountants
(Firm Reg. No. 0201200)

Shridhar Mandhanya

CA Shridhar Mandhanya
Partner
M. No. 421425



Place : Indore
Date : 30.05.2019

SARTHAK INDUSTRIES LIMITED

CIN: L99999MH1982PLC136834

Regd. Office: ROOM NO. 4, ANNA BHUVAN, 3RD FLOOR, 87C DEVJI RATANSI MARG, DANA BUNDER, MUMBAI, (Maharashtra)
400009, Phone: 022 23486740, Email: sarthakindustries@yahoo.in, website: www.sarthakindustries.com

Date: 30th May, 2019

To,

The BSE Limited
25th Floor, Phiroze Jeejeebhoy Towers,
Dalal Street, Fort,
Mumbai-400 001 (MH)

Sub: Declaration for unmodified opinion

Based on the audit report submitted by Auditors of the Company M/s SMAK & Co., Chartered Accountants, we, Sarthak Industries Ltd., hereby declare that Audit Report on audited financial results of the Company for the year ended 31st March, 2019 is with unmodified opinion.

You are requested to take the same on your records and oblige.

Yours Sincerely,
For Sarthak Industries Limited



Yogender Mohan Sharma
Whole-time Director
DIN: 03644480